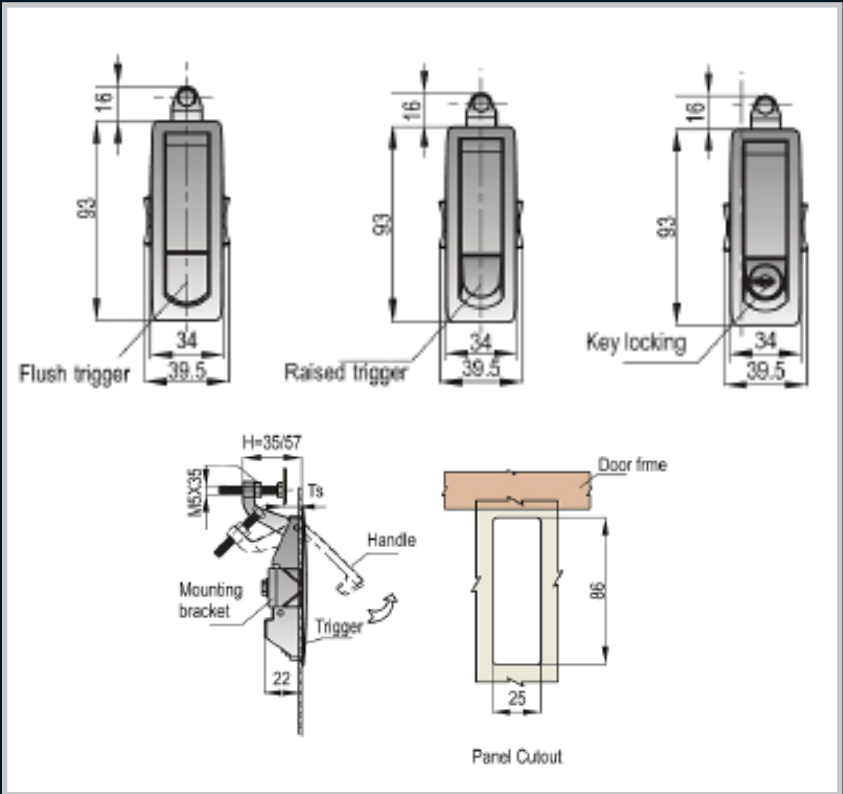



Part Number	Description	Panel Thickness	Grip Range	Mounting Bracket
		min-max (mm)	min-max (mm)	
90_114_201	Non locking	1-11	1-14	A
90_214_201	Key locking	1-11	1-14	A
90_114_202	Non locking	11-21	1-14	B
90_214_202	Key locking	11-21	1-14	B



Remarks:
Available in short and long cam option.

Part Number		Trigger Style
Chrome	Black Powder Coated	
86_124_30	86_124_10	Non locking raised trigger
86_224_30	86_224_10	Non locking flush trigger
86_324_30	86_324_10	Key locking
86_424_30	86_424_10	Key locking
86_524_30	86_524_10	Tooling secured

Enclosures

Hinges

Locks

Handles

Accessories

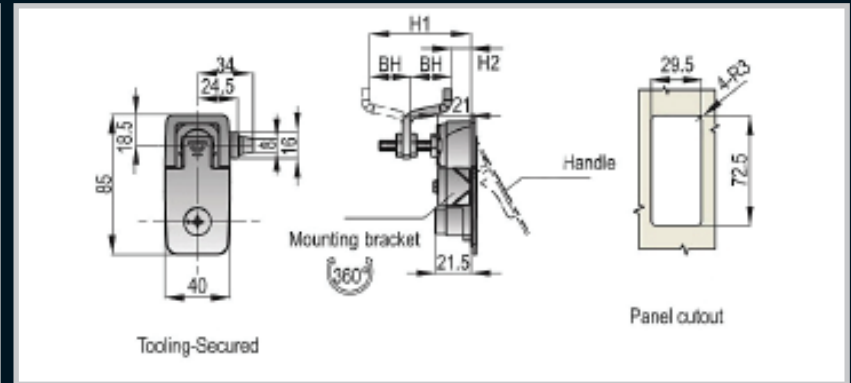
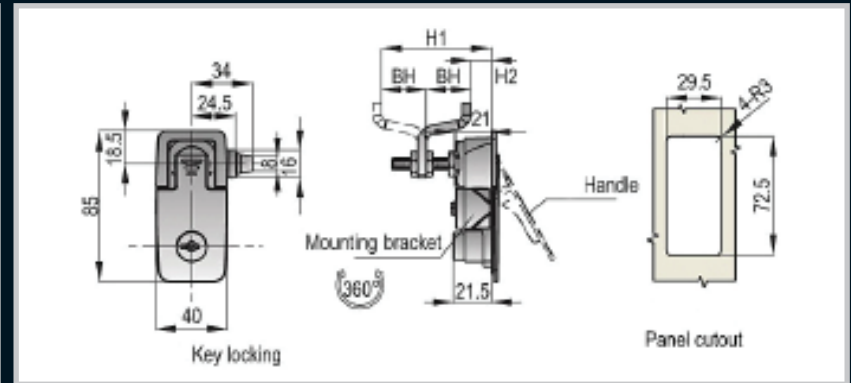
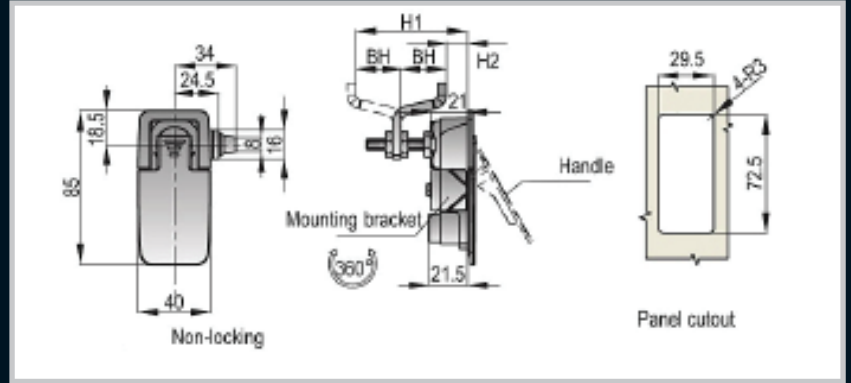
Rotary Operating Handles

Insulators

Transformer Equipment

Index

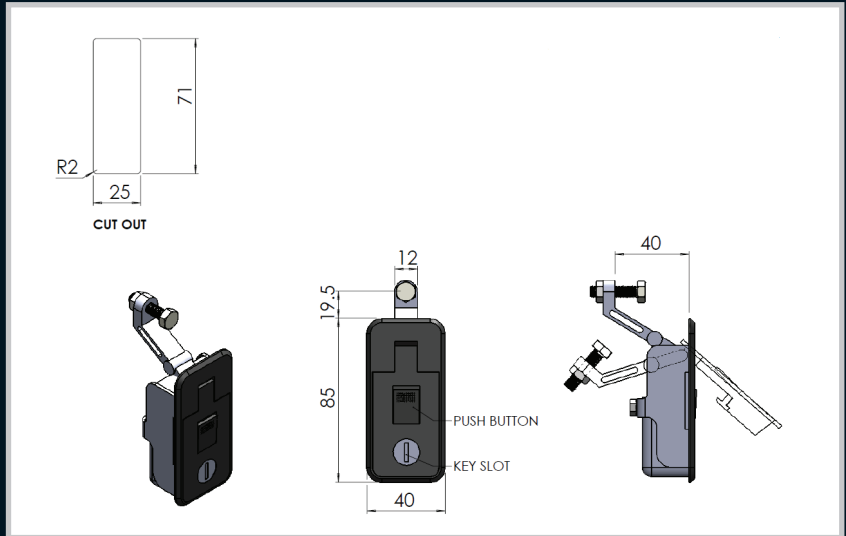
Enclosures
Hinges
Locks
Handles
Accessories
Rotary Operating Handles
Insulators
Transformer Equipment
Index



	Part Number		Cylinder Style	Cam Reversed	Cam Forward
	Chrome	Black Powder Coated		min - max (mm)	min - max (mm)
Insulators	72_00_130	72_00_110	Non-locking	56 - 66	6-16
	72_00_230	72_00_210	Non-locking	46 - 56	16 - 26
	72_00_330	72_00_310	Non-locking	36 - 46	26 - 36
Transformer Equipment	72_10_130	72_10_110	Key lockable	56 - 66	6 - 16
	72_10_230	72_10_210	Key lockable	46 - 56	6 - 16
	72_10_330	72_10_310	Key lockable	36 - 46	26 - 36
Transformer Equipment	72_11_130	72_11_110	Tooling Secured	56 - 66	6 - 16
	72_11_230	72_11_210	Tooling Secured	46 - 56	16 - 26
	72_11_330	72_11_310	Tooling Secured	36 - 46	26 - 36



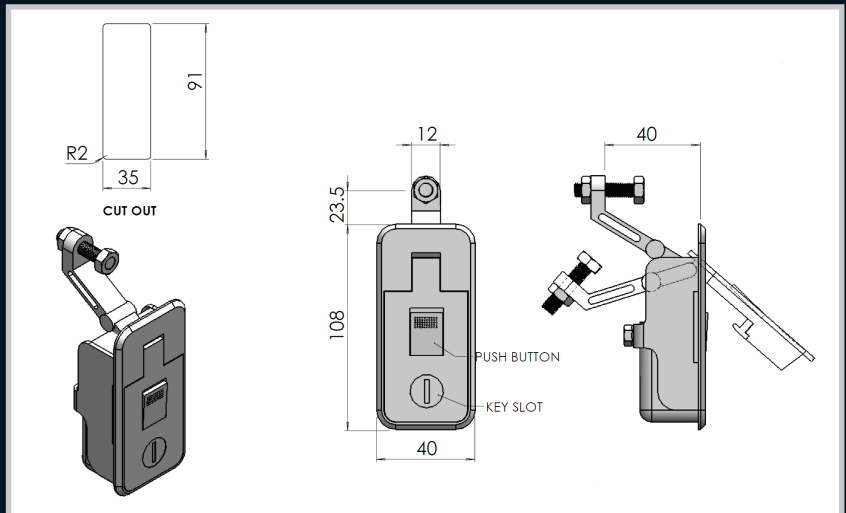
Remarks:
Quick release flush compression lock.
Available in Chrome or Black.



Part Number	Description
71_1_85C/K	Chrome plated ZDC
71_1_85B/K	Black Powder Coated ZDC



Remarks:
Quick release flush compression lock.
Available in Chrome or Black.



Part Number	Description
91_1_108C/K	Chrome plated ZDC
91_1_108B/K	Black Powder Coated ZDC

Enclosures

Hinges

Locks

Handles

Accessories

Rotary Operating
Handles

Insulators

Transformer
Equipment

Index